

Love
Sprite



SWIFT
CREATING SMILES FOR LIFE



Love life

LOVE SWIFT

SPRITE, SPRITE COMPACT AND SPRITE SUPER

UNDER OUR OWN BLUE SKY

Take me to a place that I call Here,
Hold me in a time that I call This
The air is clean, the light is clear
And now an outdoor kind of bliss
Draws me to a spot I really love;
The door wide open, the kettle on,
A family that fits me like a glove.

A moment's pause for those who've gone
Who still remain in the mind and heart.

And now, under our very own blue sky
The rest of our lives can slowly start
And our spirits can begin to fly
With memories of where we've been,
Those mornings we have yet to know
Those brand new vistas all unseen.
Love life, I say. And now, let's go!

©Ian McMillan 2021

love life
LOVE SWIFT

Contents

PG05 LOVE SPRITE - WHICH ONE IS FOR YOU?

PG07 HIGHLIGHTS

PG12 EXTERIOR STYLE

PG14 SMART CONSTRUCTION

PG16 FEATURES

PG18 SOFT FURNISHING SCHEME

PG20 TECHNICAL SPECIFICATION

PG24 WHERE TO BUY YOUR SPRITE





Love
Sprite

Britain's most
Versatile caravan

WHICH ONE IS FOR YOU?



SPRITE COMPACT

6'8" WIDE

FROM
£18,195

Proving that the best things come in small packages, the new Sprite Compact is the Sprite you know and love, just more slender. With an exterior width of two metres and an MTPLM of 1094kg, this two-berth model is ideal for those new to touring or seeking a lighter vehicle.



SPRITE

7'5" WIDE

FROM
£19,595

Packed with all the essentials for fun, relaxing getaways and sporting the playful accents, tasteful styling and quality fixtures that make the range so perennially popular, Sprite continues to provide exceptional specification and style.



SPRITE SUPER

8'1" WIDE

FROM
£23,395

All the Sprite features you love, but with even more room to relax and unwind. The extra space allows for a wider opening central window and front chest, an airy dining area and larger sleeping spaces, making it a perfect family caravan.



Highlights

Sprite is back for 2022 with the playful accents, tasteful styling and quality fixtures that keep it a family favourite year-on-year. This season brings developments from the upgraded Dometic Series 10 fridge to a simplified control system and dedicated radio, as well as the new two-berth Sprite Compact model, ideal for those new to touring or seeking a lighter vehicle.

- 1 Langholme soft furnishing scheme with complementary carpet colour and Aralie Sen woodgrain
- 2 **NEW** Underlocker USB points for improved connectivity
- 3 Useful front chest with soft-close drawer, concealed drawer inside and slide-out extending top*
- 4 Beech slat seat and bed bases with sprung hinged tops and ample storage
- 5 Panoramic front sunroof with integrated curved blind system, recessed lighting and speakers**
- 6 Integrated locker, LED lighting, speakers and chrome handles

*Except Alpine 4 and Quattro EW

**Except Sprite Compact





1

Stainless steel sink with removable extension drainer

2

Thetford 3-burner hob with glass lid cut-out safety feature, oven and grill

3

Dometic 98 litre (series 10) fridge with removable freezer compartment

4

Modern slate grey worktop that complements the interior scheme

5

User-friendly 12V control panel with battery selection, battery state, lighting control and water pump circuit control

6

Ventilated microwave oven with digital display



1 Stylish wardrobe and storage with chrome handles

2 LED lighting and colour-coordinated headboard

3 Exclusive Duvalay Duvalite Gravity Luxe mattress offering superior comfort and firm support (model specific)

4 Fully fitted washroom with toilet, shower cubicle and vanity bowl

5 Dual fuel heating with Truma combi boiler for Grade 3 comfort

6 Ecocamel Jetstorm showerhead for a powerful shower that uses less water



Love
Style



1 Stylish exterior graphics design incorporating 3D automotive name badge.

2 'Edge' alloy wheels and a steel spare wheel

3 LED exterior light including a high-level awning light

4 Stylish LED light cluster housed within the solid GRP back panel

5 Fixing bars for optional Thule rear-mounted cycle rack

6 Flush fitting triple front window with fitted blinds and curtains

7 Front Locker with 2 compression locks and ample space to store 2 gas bottles

8 AL-KO galvanised steel chassis with Euro-axle

SMART CONSTRUCTION



SMART is the basis of our intelligent construction system, used across our entire touring caravan range. Strong, Modern, Aerodynamic, Resilient and Tested, you can be assured your Swift caravan is a high quality engineered product.



STRONG

The Strong timberless body frame uses PURE, a tough, hard polyurethane based product that is totally impervious to water and has been proven through use.



MODERN

The SMART construction system uses Modern materials, and has been developed to ensure the exterior profiles maintain the Modern, desirable looks our caravans are renowned for.



AERODYNAMIC

We continue to lead the way in Aerodynamics, using Computational Fluid Dynamics to help shape the bodyshell for better fuel consumption and safer towing.



RESILIENT

All fixings are made into the PURE material to a pre-defined depth. PURE is totally impervious to water and has no veins. This means there is no passage for water from the outer skin, making the caravan highly Resilient against moisture.



TESTED

Extensive safety Testing at the Millbrook track, plus cold chamber Testing down to minus 15°C and beyond, puts prototypes through conditions most products will never have to experience in a lifetime; all part of the Swift ethos to deliver the best products to you.



HAIL RESISTANT GRP ROOF

Woven GRP outer surface provides greater durability from the elements.



GRP SIDEWALLS

Balanced panel side walls with GRP outer and inner skins. GRP is more impact resistant than aluminium and can be easily repaired, ensuring long lasting good looks and helping protect your investment for the future.



FLOOR CONSTRUCTION

'Sandwich' floor construction with ply upper, high rigidity Styrofoam core and GRP outer skin to provide greater durability from the elements.



'SMART' GRP sidewall during the production process.

FEATURES

EXTERIOR & CONSTRUCTION

- European Whole Vehicle Type Approval ensures compliance with strict weight, dimension and safety regulations
- AL-KO galvanised steel chassis with Euro-axle
- EN1 645 Grade 3 classification for heating and thermal insulation confirmed by cold chamber testing
- SMART construction with GRP body panels:
 - Strong, moisture proof 'PURE' polyurethane timber-less framed bodyshell with polystyrene insulation core (25mm in sidewalls, 32mm in roof)
 - Robust balanced panel side walls with GRP outer and inner skin
 - 44mm 'sandwich' floor construction with GRP outer skin, ply upper and high rigidity Ravatherm core
 - Hail resistant exterior GRP roof, fully bonded for extra strength and flatness
 - Sweeping front panel in GRP with triple flush fitting opening windows and exclusive LED front marker lights
- Full height GRP rear panel
- Streamlined aerodynamic profile
- Stylish exterior graphics scheme
- Exclusive LED rear light clusters, LED high level marker and brake light which provide better visibility in poor weather
- LED side marker running lights
- LED awning light
- Surface mounted impact resistant skirt system
- Edge alloy wheels
- Steel spare wheel
- High tyre rating - a load margin is included in the tyre specification
- 13-pin Jaeger 12V car connector
- AL-KO overrun device
- AL-KO carabineer breakaway cable
- Step-on hitch cover for easier cleaning of front windows
- Exterior access battery box with mains electric inlet (battery not included)
- Easy access gas locker door with two compression locks
- Bulkhead mounted regulator suitable for use with either propane or butane bottles
- Fully double-glazed opening windows
- Screen printed windows with graphite grey tint
- Semi-recessed body colour awning rail on both sides
- Fixing bars for optional Thule rear mounted cycle rack
- Exterior one-piece door with interior moulded liner, chrome handle and concealed hinges
- Entrance step

LIVING, RELAXING & SLEEPING

- 1.95m (6'5") headroom
- Langholme soft furnishing scheme with complementary carpet colour
- Aalié Sen woodgrain with complementary furniture and white locker doors in kitchen
- French Oak effect, high impact, scratch resistant floor lino
- Larger retained embroidered entrance mat
- Panoramic front sunroof incorporating fully integrated curved blind system, recessed lighting and speakers (except Sprite Compact)
- Curtains to all windows (except washroom and bunk bed windows - model specific)
- Twin curtain track for improved hanging and ease of use
- Sectioned removable bleachable carpets for flexibility (not washroom)
- Two scatter cushions (four in Quattro EW)
- Tri-foam cushioning to seat and backrests for seating and sleeping comfort
- Seat and backrest ventilation boards (model specific)
- Beech slat seat and bed bases for extra comfort and sprung hinged tops for easy access

- Bed make-up system with slats retained on track (model specific)
- Exclusive Duvalay Duvalite Gravity Luxe mattress offering superior comfort and firm support (model specific)
- Fixed beds with aluminium bed frames to maximise strength and storage space
- Midi-Heki rooflight with flyscreen and adjustable concertina blind in lounge
- Mini-Heki rooflights with flyscreen and adjustable concertina blind in kitchens and bedrooms (model specific)
- Door flyscreen with easy concertina action
- Blinds and flyscreens on all windows

COOKING & EATING

- Thetford thermostatic oven and grill with three-burner gas hob, all with electronic ignition. Hob features a glass lid with auto gas shut-off functionality
- Ventilated microwave oven with digital controls
- **NEW** Dometic (Series 10) 98 litre under counter fridge with electronic ignition incorporating 12 litre removable freezer compartment
- Modern slate grey worktop and table top colour to complement the interior fabric scheme
- Foldaway kitchen worktop extension (model specific)
- Durable stainless steel kitchen sink
- Chrome effect swivel spout kitchen tap
- Removable extension drainer with dedicated storage
- Wire basket in kitchen cupboard
- Cutlery drawer on smooth-action steel runners
- Chrome finish crockery rack
- Freestanding table

WASHING

- Shower bi-fold door retained on track for improved access with travel lock (except Compact, Alpine 4 and Major 4 EB)
- One piece 'Vellamo' shower cubicle with curved sliding door (Major 4 EB)
- Shower curtain (Compact and Alpine 4 only)
- Ecocamel Jetstorm showerhead with on/off button for a powerful shower that uses less water
- Easy clean white gloss walls in shower area
- Chrome effect swivel spout vanity tap
- Rectangular vanity bowl for easier washing (model specific)
- Thetford toilet with electric flush and 18 litre wheeled waste tank
- Micro-Heki rooflight in washroom
- Additional coat hooks or towel ring (model specific)
- 31mm thick washroom door with domestic style lock and handle(s)

STORAGE

- Useful front chest featuring a soft close drawer with concealed drawer inside and convenient slide-out extending top (except Quattro EW)
- Positive overhead locker catches for secure storage on the move with chrome handles
- Upper front corner opening lockers for extra storage
- Shelves in selected lockers for extra storage
- Seat bases featuring spaceframe construction with full front access and space for larger items

UTILITIES

- User-friendly 12V control panel with battery selection, battery state, lighting control and water pump circuit control
- Dual fuel heating with Truma Combi Boiler
- Digital programmable controller for heating and hot water
- Areas under beds and seats, and washroom areas warmed by Truma blown air system

- High flow rate onboard pump with chrome effect taps for reliable, high performance water supply
- Onboard semi-rigid fresh water pipes
- Large bore underslung rigid waste pipes
- Isolation taps for gas appliances
- Fully protected mains electric system
- 25 metre mains hook-up cable
- 25 amp switchmode charger/transformer
- LED lighting throughout interior including:
 - Downlights in lounge
 - Over locker lighting
- A minimum of four 230V sockets throughout and twin USB points for easy charging of portable devices
- **NEW** additional USB twin points under locker (model specific)
- Stylish front binnacle design incorporating dedicated sockets (except Sprite Compact, Alpine 4 and Quattro EW)
- Chrome effect sockets and switches
- Branded AM/FM Radio with USB connectivity and auxiliary input
- Status 570 directional digital / analogue TV/FM aerial and booster
- TV point with 230V, 12V and aerial sockets (two in selected models)

SAFETY & SECURITY

- Convenient one-key high security locks
- Dead lock facility on entrance door for added security
- VIN CHIP™ identification system concealed within construction to deter theft and aid quick recovery
- CRiS identity number labels to windows and caravan chassis
- AL-KO AKS 3004 stabiliser
- Receiver for optional AL-KO Secure wheel lock (two on Quattro and Super models)
- Smoke alarm
- Carbon monoxide alarm

CUSTOMER SERVICE

- Manufacturer-backed 10 year bodyshell warranty

OPTIONS

Factory Fit

- AL-KO ATC trailer stability control

Dealer Fit

- Alarm system (infra-red with tilt sensor and key-fob operation)
- AL-KO Secure wheel lock
- Wrap-around front seating in addition to drawer chest
- Weight plate upgrade (model dependent)
- Roof mounted air conditioning unit (model dependent)
- Roof mounted solar panel
- Yuasa YBX Active Leisure & Marine L36 battery
- Thule rail mounted rear cycle rack- Elite G2

SPRITE COMPACT DIFFERENCES

- Overall body width 2.03m/6'8"
- Speakers in locker bases

SPRITE SUPER DIFFERENCES



- Overall body width: 2.46m/8'1"
- Extra wide access gas locker door with two compression locks
- Three flush fitting front opening windows with wider central window
- Spacious front lounge with an extra seven inches between seats (compared to standard Sprite models)
- Extra wide front chest featuring a soft close drawer with concealed drawer inside and convenient slide-out extending top
- Easy Accuride bed make up system on front and mid-dinette beds with beech slat seat and bed bases with fully opening hinged tops for extra comfort and easy access
- Additional storage space including a second wardrobe (Quattro FB & Quattro DB)
- Spacious washroom with dedicated shower
- Shower bi-fold door retained on track for improved access with travel lock
- Large mid-dinette with wrap-around seating with freestanding telescopic table (part of bed make up) (except Super Major 4 SB)
- Curved swivel table and storage seat at rear (Quattro DB only)




SOFT FURNISHING SCHEME

Sprite is fitted with the Langholme soft furnishing scheme.

SEATING



CUSHIONS

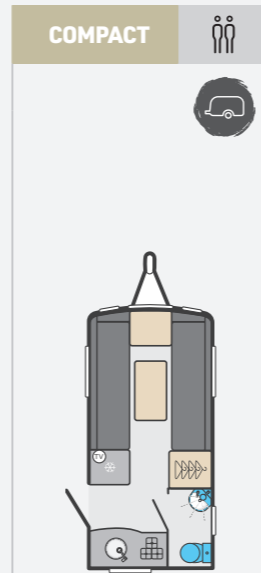


CURTAINS



new

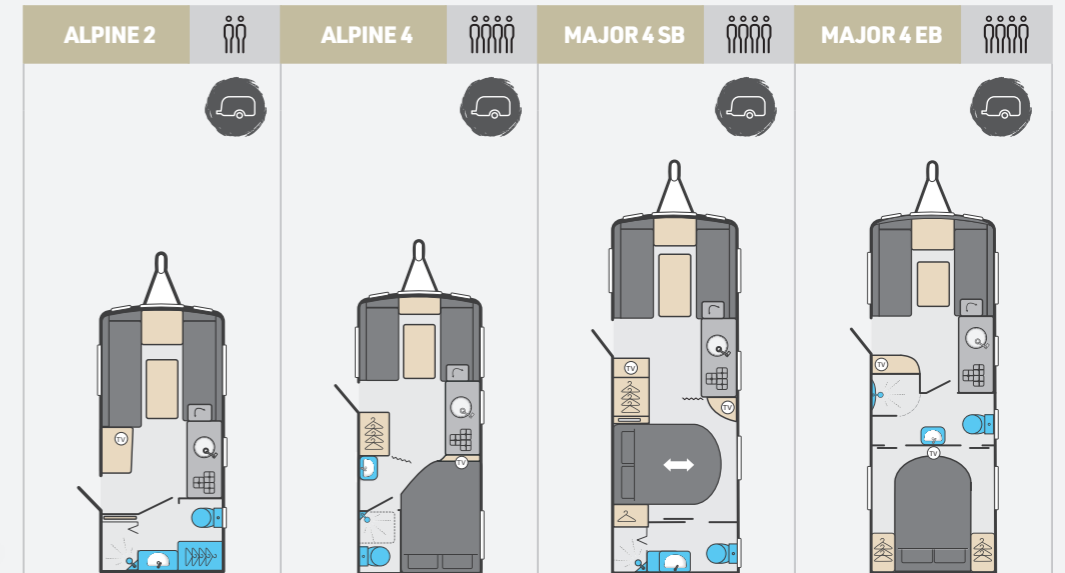
Sprite compact



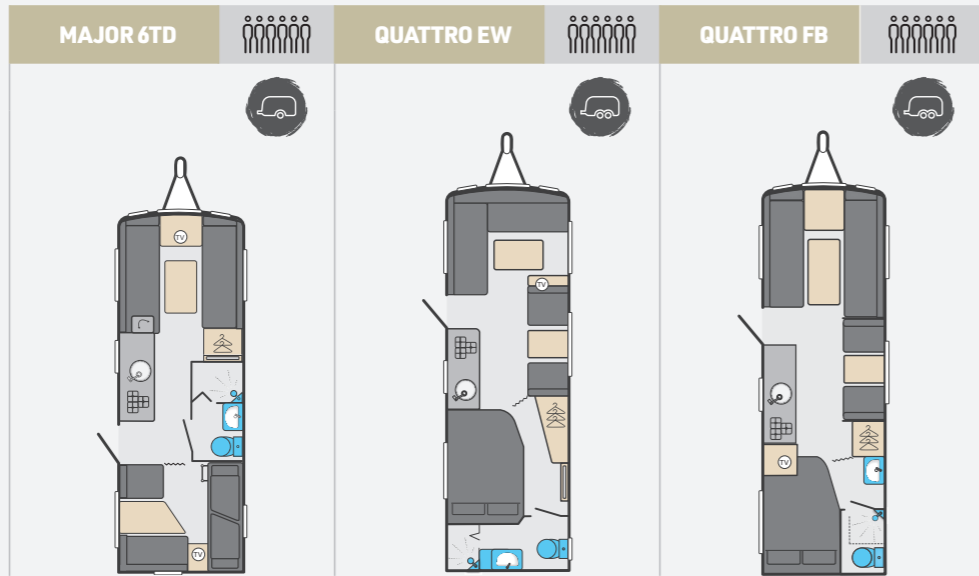
Berths	2
Number of axles	1
Internal length (At bed box height)	3.66m / 12'0"
Overall width*	2.03m / 6' 8"
Overall height (inc. Tv aerial)*	2.59m / 8'6"
Maximum internal headroom	1.95m / 6'5"
Overall length	5.37m / 17'7"
Awning a / a dimension	7.95m / 26'1"
Mass in running order (Inc. Tolerance)	980kg / 19.3cwt
Maximum technical Permissible laden mass	1094kg / 21.5cwt
Total user payload	114kg / 2.2cwt
Personal effects payload	114kg / 2.2cwt
Factory fit options	0kg / 0.0cwt
Tyre size	185 R14C 102 Q
Thermal insulation grade	THREE
BED SIZES	
Front double	182cm x 180cm / 6'0" x 5'11"
or front nearside single and front offside single	180cm x 65cm / 5'11" x 2'2"



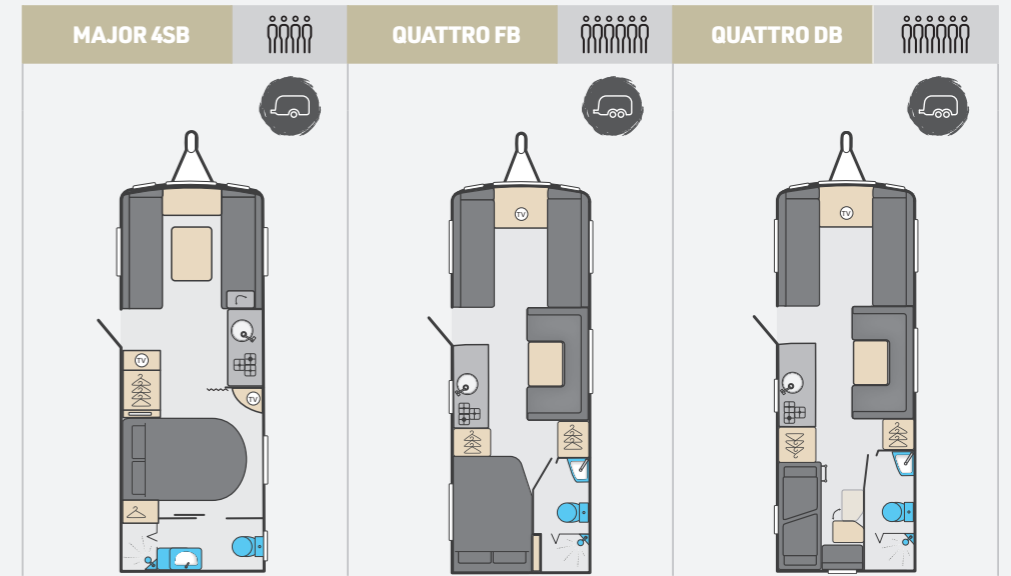
Sprite



Berths	2	4	4	4
Number of axles	1	1	1	1
Internal length (At bed box height)	4.34m / 14'3"	4.74m / 15'7"	5.83m / 19'2"	5.83m / 19'2"
Overall width*	2.25m / 7'5"	2.25m / 7'5"	2.25m / 7'5"	2.25m / 7'5"
Overall height (inc. Tv aerial)*	2.59m / 8'6"	2.59m / 8'6"	2.59m / 8'6"	2.59m / 8'6"
Maximum internal headroom	1.95m / 6'5"	1.95m / 6'5"	1.95m / 6'5"	1.95m / 6'5"
Overall length	6.05m / 19'10"	6.45m / 21'2"	7.54m / 24'9"	7.54m / 24'9"
Awning a / a dimension	8.59m / 28'2"	8.99m / 29'6"	10.08m / 33'1"	10.08m / 33'1"
Mass in running order (Inc. Tolerance)	1097kg / 21.6cwt	1139kg / 22.4cwt	1286kg / 25.3cwt	1320kg / 26.0cwt
Maximum technical Permissible laden mass	1218kg / 24.0cwt	1284kg / 25.3cwt	1442kg / 28.4cwt	1476kg / 29.1cwt
Total user payload	121kg / 2.4cwt	145kg / 2.9cwt	156kg / 3.1cwt	156kg / 3.1cwt
Personal effects payload	121kg / 2.4cwt	145kg / 2.9cwt	156kg / 3.1cwt	156kg / 3.1cwt
Factory fit options	0kg / 0.0cwt	0kg / 0.0cwt	0kg / 0.0cwt	0kg / 0.0cwt
Tyre size	185 R14C 102 Q	185 R14C 102 Q	185 R14C 102 Q	185 R14C 102 Q
Thermal insulation grade	THREE	THREE	THREE	THREE
BED SIZES				
Front double	202cm x 180cm / 6'8" x 5'11"	202cm x 128cm / 6'8" x 4'2"	202cm x 159cm / 6'8" x 5'3"	202cm x 159cm / 6'8" x 5'3"
or front nearside single and front offside single	190cm x 72cm / 6'3" x 2'4"		159cm x 72cm / 5'3" x 2'4"	159cm x 72cm / 5'3" x 2'4"
Rear double		189cm x 132cm / 6'2" x 4'4"	185cm x 133cm / 6'1" x 4'4"	190cm x 133cm / 6'3" x 4'4"



	MAJOR 6TD	QUATTRO EW	QUATTRO FB
Berths	6	6	6
Number of axles	1	2	2
Internal length (at bed box height)	5.83m / 19'2"	6.27m / 20'7"	6.27m / 20'7"
Overall width*	2.25m / 7'5"	2.25m / 7'5"	2.25m / 7'5"
Overall height (inc. Tv aerial)*	2.59m / 8'6"	2.59m / 8'6"	2.59m / 8'6"
Maximum internal headroom	1.95m / 6'5"	1.95m / 6'5"	1.95m / 6'5"
Overall length*	7.54m / 24'9"	7.98m / 26'2"	7.98m / 26'2"
Awning a / a dimension	10.08m / 33'1"	10.52m / 34'6"	10.52m / 34'6"
Mass in running order (Inc. Tolerance)	1352kg / 26.6cwt	1430kg / 28.1cwt	1450kg / 28.5cwt
Maximum technical Permissible laden mass	1528kg / 30.1cwt	1610kg / 31.7cwt	1630kg / 32.1cwt
Total user payload	176kg / 3.5cwt	180kg / 3.5cwt	180kg / 3.5cwt
Personal effects payload	176kg / 3.5cwt	180kg / 3.5cwt	180kg / 3.5cwt
Factory fit options	0kg / 0.0cwt	0kg / 0.0cwt	0kg / 0.0cwt
Tyre size	185 R14C 102 Q	185 / 70 R14 88 T	185 / 70 R14 88 T
Thermal insulation grade	THREE	THREE	THREE
BED SIZES			
Front double	202cm x 180cm / 6'8" x 5'11"	206cm x 134cm / 6'9" x 4'5"	202cm x 180cm / 6'8" x 5'11"
or front nearside single	190cm x 72cm / 6'3" x 2'4"		180cm x 72cm / 5'11" x 2'4"
and front offside single	180cm x 72cm / 5'11" x 2'4"		190cm x 72cm / 6'3" x 2'4"
Rear double		194cm x 132cm / 6'4" x 4'4"	192cm x 132cm / 6'4" x 4'4"
Side single (offside)		180cm x 62cm / 5'11" x 2'0"	180cm x 62cm / 5'11" x 2'0"
Side single (nearside)	180cm x 67cm / 5'11" x 2'2"		
Side bunk (offside)		176cm x 59cm / 5'9" x 1'11"	176cm x 59cm / 5'9" x 1'11"
Side bunk (nearside)	176cm x 59cm / 5'9" x 1'11"		
Side fixed lower bunk	183cm x 57cm / 6'0" x 1'10"		
Side fixed upper bunk	183cm x 57cm / 6'0" x 1'10"		



	MAJOR 4SB	QUATTRO FB	QUATTRO DB
Berths	4	6	6
Number of axles	1	2	2
Internal length (at bed box height)	5.83m / 19'2"	6.27m / 20'7"	6.27m / 20'7"
Overall width*	2.46m / 8'1"	2.46m / 8'1"	2.46m / 8'1"
Overall height (inc. Tv aerial)*	2.61 / 8'7"	2.59m / 8'6"	2.59m / 8'6"
Maximum internal headroom	1.95m / 6'5"	1.95m / 6'5"	1.95m / 6'5"
Overall length*	7.54m / 24'9"	7.98m / 26'2"	7.98m / 26'2"
Awning a / a dimension	10.20m / 33'6"	10.56m / 34'8"	10.56m / 34'8"
Mass in running order (Inc. Tolerance)	1390kg / 27.4cwt	1524kg / 30.0cwt	1530kg / 30.1cwt
Maximum technical permissible laden mass	1546kg / 30.4cwt	1704kg / 33.5cwt	1710kg / 33.7cwt
Total user payload	156kg / 3.1cwt	180kg / 3.5cwt	180kg / 3.5cwt
Personal effects payload	156kg / 3.1cwt	180kg / 3.5cwt	180kg / 3.5cwt
Factory fit options	0kg / 0.0cwt	0kg / 0.0cwt	0kg / 0.0cwt
Tyre size	195 / 70 R15C 104R	185 / 70 R14 88T	185 / 70 R14 88T
Thermal insulation grade	THREE	THREE	THREE
BED SIZES			
Front double	225cm x 163cm / 7'4" x 5'4"	225cm x 180cm / 7'4" x 5'11"	225cm x 180cm / 7'4" x 5'11"
or front nearside single	163cm x 73cm / 5'4" x 2'5"	180cm x 73cm / 5'11" x 2'5"	180cm x 73cm / 5'11" x 2'5"
and front offside single	163cm x 73cm / 5'4" x 2'5"	180cm x 73cm / 5'11" x 2'5"	180cm x 73cm / 5'11" x 2'5"
Rear double	185cm x 133cm / 6'1" x 4'4"	196cm x 135cm / 6'5" x 4'5"	
Side double (offside)		190cm x 134cm / 6'3" x 4'5"	190cm x 134cm / 6'3" x 4'5"
Side fixed lower bunk			182cm x 72cm / 6'0" x 2'4"
Side fixed upper bunk			182cm x 72cm / 6'0" x 2'4"

MASSES: The masses are calculated in accordance with EU regulation 1230 / 2012 and NCC code of practice 304.

The Mass in Running Order (MRO) comprises:

1. The mass of the empty caravan as supplied by Swift including loose items such as the hook-up cable, kit bag, entrance step, manuals etc.
2. 10kg allowance for LPG

The MRO is calculated with the fresh water tank, toilet flush tank and water heater empty. If you travel with water in the fresh water tank, toilet flush tank and the water heater the payload will reduce accordingly.

The personal effects is based on the number of berths and the length of the caravan, and includes an allowance of 20kg for a leisure battery.

The Maximum Technical Laden Mass (MTPLM) is the maximum mass allowed when the caravan is fully laden.

WARNING: Under no circumstances should the MTPLM be exceeded.

BED SIZES: Please note that the front double bed sizes quoted are for seating configurations without chest of drawers. The front double bed width for a layout with a chest of drawers fitted will be reduced by 0.4m (1'4") from that stated.

AWNING SIZES: Due to the varying awning designs and sizes the awning sizes given are approximate only. Specific awning sizes must be confirmed by your dealer or the awning manufacturer prior to purchase.

The dimensions given are approximate due to slight variations in suspension ride heights, loading conditions and tyre pressures.

Customers should verify the actual dimensions of their touring caravan before committing to anything that could be impacted by these dimensions.

Please note: Any dealer fit options will reduce the overall payload available to the user of the caravan. If you require additional payload it is possible to upgrade the MTPLM to the upper limit. Please contact your caravan dealer for more information.

LED ROAD LIGHTS: Certain vehicles may require a secondary fuse box when towing models fitted with LED road lighting.

ENGLAND - NORTH WEST

01. **Bardsea Leisure**, Ulverston
bardsealeisure.co.uk
02. **Lancaster Motorhomes and Caravans**, Carnforth
lancastermotorhomesandcaravans.co.uk
03. **Leisure Sales, Sandbach**
leisuresales.co.uk
04. **Preston Caravans & Motorhomes**, Preston
prestoncm.co.uk
05. **North Western Caravans**, Cheadle Hulme
northwesterncaravans.co.uk
06. **Stewart Longton Caravans Ltd**, Chorley
stewartlongton.co.uk

ENGLAND - NORTH EAST

07. **Kimberley Caravans**, Darlington
kimberleycaravans.co.uk
08. **Teesside Caravans**, Thornaby
teessidecaravans.co.uk
09. **Tyneside Leisure World**, Birtley
leisureworldgroup.com
10. **United British Caravans**, Newcastle upon Tyne
unitedbritishcaravans.co.uk

ENGLAND - YORKSHIRE

11. **Wandahome South Cave Ltd**
caravanbuys.com
12. **Yorkshire Coast Caravans**, Bridlington
yorkshirecoastcaravans.co.uk
13. **Catterick Caravans**, Richmond
leisureworldgroup.com
14. **Ebor Leisure World**, York
leisureworldgroup.com
15. **Sheffield Caravans**, Swallownest
qualitycaravans.com
16. **Yorkshire Caravans Of Bawtry**
yorkshirecaravans.com
17. **Lowdhams Leisure World**, Huddersfield
lowdhams.com

ENGLAND - WEST MIDLANDS

18. **Salop Leisure Ltd**, Shrewsbury
salopleisure.co.uk
19. **Spinney**, Silverdale
spinney.co.uk
20. **Broad Lane Leisure**, Alcester
broadlane.co.uk
21. **Broad Lane Leisure**, Kenilworth
broadlane.co.uk

22. **Black Country Caravans**
blackcountrycaravans.co.uk

23. **Chichester Caravans**, Bromsgrove
chichester-caravans.co.uk

ENGLAND - EAST MIDLANDS

24. **Glossop Caravans**
glossopcaravans.co.uk
25. **Robinsons Caravans**
robinsonscaravans.co.uk
26. **Ryedale Caravan & Leisure Ltd**, Shepshed
ryedaleleisure.com
27. **Brayford Leisure**, Lincoln
brayford-caravans.co.uk
28. **Couplands Caravans**, Louth
couplandscaravans.co.uk
29. **Grantham Caravans**, Grantham
granthamcaravans.co.uk
30. **Torksey Caravans**, Lincoln
qualitycaravans.com
31. **White Arches Caravans**, Rushden
white-arches.co.uk
32. **Kimberley Caravans**, Nottingham
kimberleycaravans.co.uk
33. **Lowdhams Leisure World**, Gunthorpe
lowdhams.com

ENGLAND - SOUTH WEST

34. **Stowford Leisure**, Devon
stowfordcaravancentre.co.uk
35. **Davan Caravans Ltd**, Weston-Super-Mare
davan.co.uk
36. **Atlantic Caravans**, Liskeard
atlanticcaravans.co.uk
37. **Tamar Caravans**, Plymouth
tamartowing.co.uk
38. **Forest Of Dean Caravans**, Lydney
forestofdeancaravans.co.uk
39. **Golden Castle Caravans Ltd**, Churchdown
goldencastle.co.uk
40. **Highbridge Caravan Centre**, Highbridge
highbridgecaravans.co.uk
41. **Swindon Caravan Centre**, Wootton Bassett
swindoncaravansgroup.com
42. **Tilshead Caravans**, Salisbury
tilshead-caravans.com
43. **Winchester Caravans**, Winchester
winchestercaravans.com

ENGLAND - SOUTH EAST

44. **Reading Caravans**, Three Mile Cross
swindoncaravansgroup.com
45. **Pioneer Caravans**, Peterborough
pioneercaravans.co.uk
46. **Homestead Caravan Centre**, Weeley
homesteadcaravans.co.uk
47. **MG Caravans**, Royston
mgcaravans.com
48. **Norwich Caravans**
norwich-caravans.co.uk
49. **Greentrees Caravan Store**
greentrees-caravanstore.co.uk
50. **Bicester Caravans & Leisure**
bicestercaravanandleisure.co.uk
51. **Oxford Caravan Centre**
swindoncaravansgroup.com
52. **Sussex Caravan Centre**
sussexcaravancentre.co.uk
53. **Caravan Tech**
caravantech.co.uk
54. **Sussex Caravan Centre**
sussexcaravancentre.co.uk
55. **Chichester Caravans**, Nutbourne
chichestercaravans.co.uk
56. **Winchester Caravans**
chichestercaravans.co.uk

SCOTLAND

57. **Dee Valley Caravans**, Drumoak
deevalleycaravans.co.uk
58. **Burnhouse Caravans**, Beith
halleycaravans.co.uk
59. **Dumfries Caravans Centre**
dumfriescaravans.com
60. **Kirkcaldy Caravans**
kirkcaldycaravans.com
61. **S & D Harper Ltd**, Elgin
sdharper.co.uk
62. **Gnr Sutherland Caravan Sales**, Tain
sutherlandcaravans.co.uk
63. **Duncans Caravans**, Wishaw
duncancaravans.co.uk
64. **Perthshire Caravans**, Perth
perthshire-caravans.co.uk
65. **Knowepark Caravans**, Livingston
kpcm.co.uk

WALES

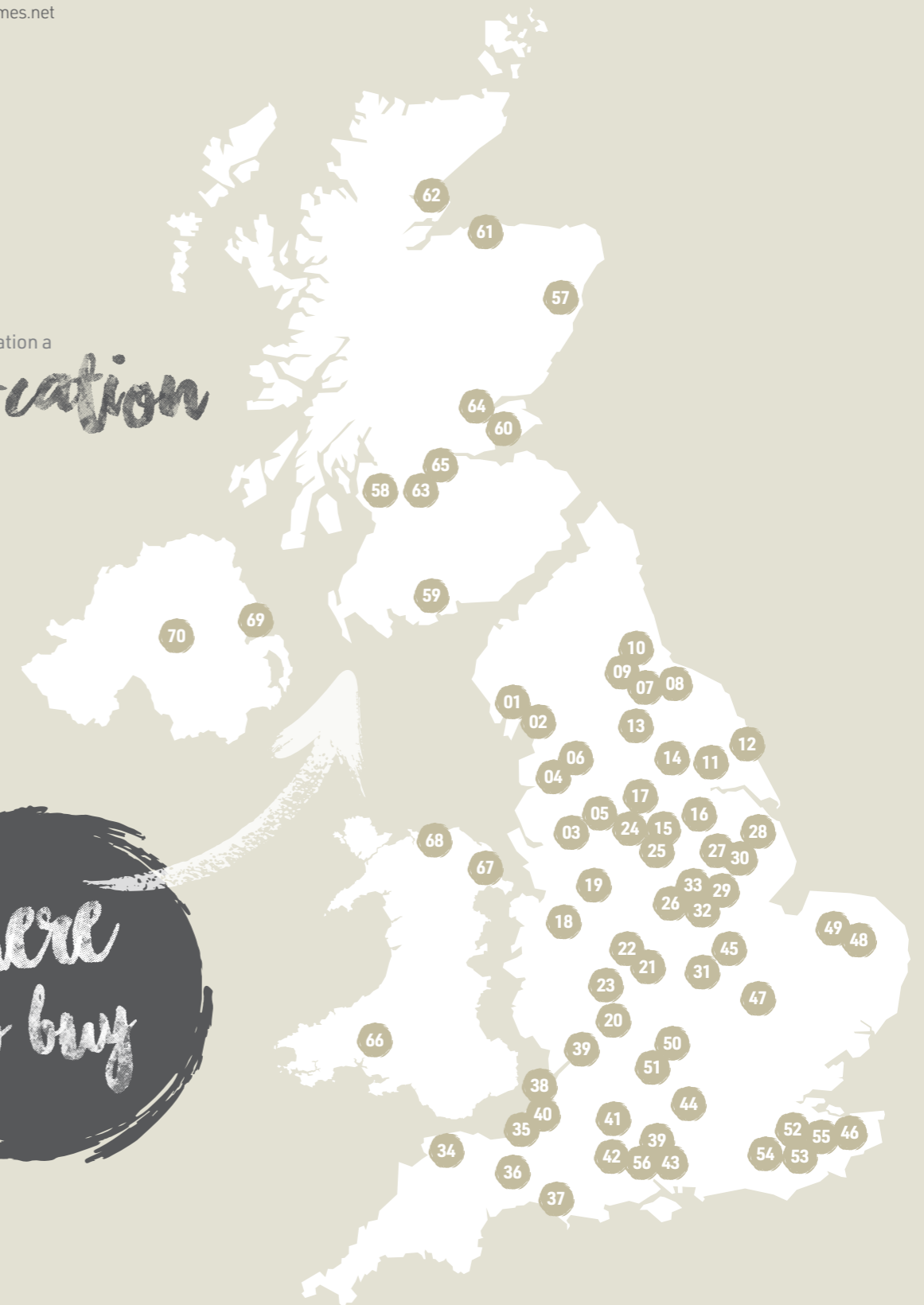
66. **3 As Caravan Co**, Carmarthen
3acaravans.co.uk
67. **Spinney Flintshire**, Deeside
spinney.co.uk
68. **Threeways**, Abergele
threewaysmotorhomes.net

NORTHERN IRELAND

69. **LPC Leisure Ltd**, Bangor
lpccaravans.co.uk
70. **Cookstown Caravans Ltd**
cookstowncaravans.com

Make your staycation a
safe-cation

Where to buy





SWIFT
CREATING SMILES FOR LIFE

VIEW & DOWNLOAD
YOUR COMPLETE RANGE
OF SWIFT BROCHURES HERE
swiftgroup.co.uk/downloads

OR SCAN THE QR CODE



swiftgroup.co.uk

DISCLAIMER

This brochure does not constitute an offer by Swift Group Limited (Swift). Swift reserves the right to alter specifications and prices at any time as materials and conditions demand. Distributors and dealers sell Swift products on their own account and not as agents of Swift. Accordingly, they have no authority to bind Swift or to make any representation or undertaking whatsoever on behalf of Swift. All props are for photographic purposes only and are not included in the specification. Models shown may be fitted with optional extras. Issued September 2021.

CARAVANS • MOTORHOMES • HOLIDAY HOMES - MADE IN BRITAIN BY SWIFT

